


## General Description

The evaluation test board has one RMSW200™ SPST RF switch : a SPST switch, with SMA RF connectors. The evaluation test board is operated from a DC supply voltage .

## "ESD Sensitive"

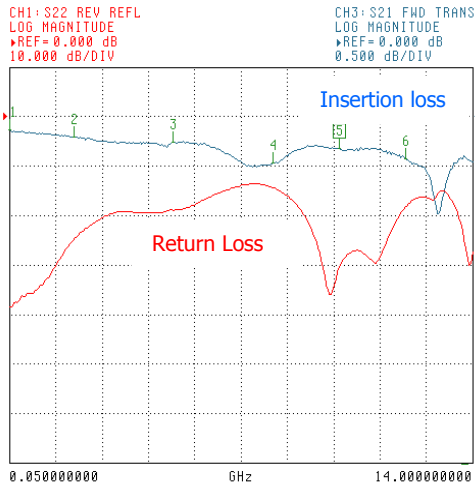
Port In/out

Calibration  
Port In/out

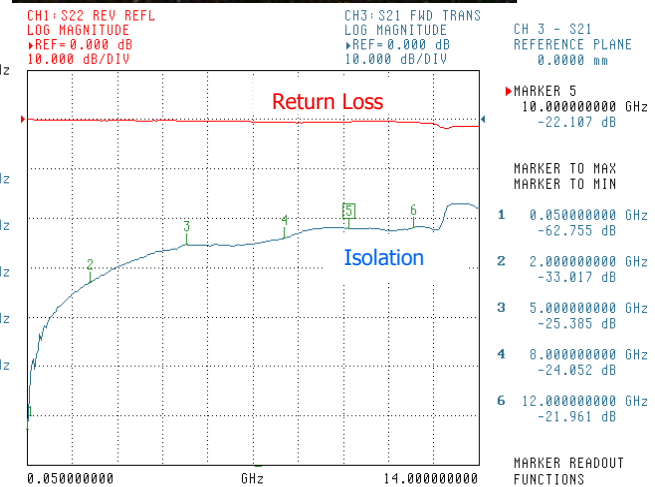


Port In/out

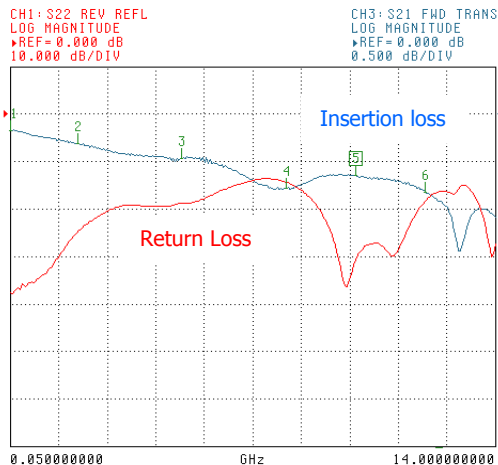
Calibration  
Port In/out



**Switch Insertion Loss**  
(Test Board minus Calibration Line Loss)



**Switch Isolation**



**Test Board Insertion Loss**

RF Control Input	Signal Path State
- 100 V	ON
0 V	OFF

\* External DC ground return is required at both RF ports

**RADANT MEMS INC.**

- Phone: 978-562-3866
- Fax: 978-562-6277
- Email: sales@radantmems.com
- Visit [www.radantmems.com](http://www.radantmems.com)